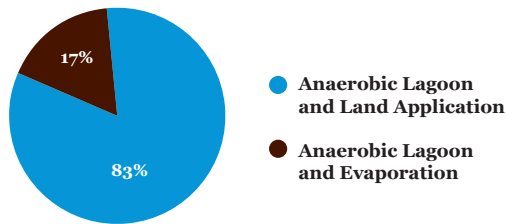


# Manure Treatment Systems and Crops Produced in 2010 by Smithfield Foods

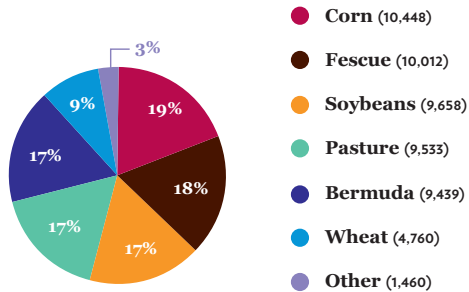
The following pie charts describe the type of treatment systems and approximate acreage of crops fertilized with treated effluent from lagoon and sprayfield systems in calendar 2010.

## Domestic Farms

**Manure Treatment Type**  
(% of facilities)

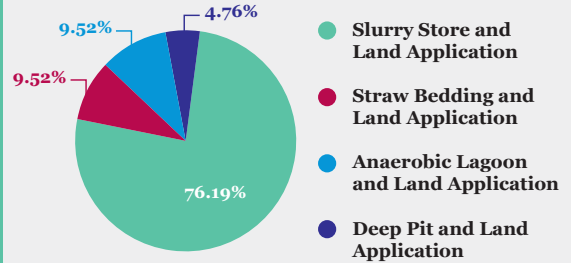


**Crops Produced**  
(Total Acreage: 55,310)



## International Farms

**Manure Treatment Type**  
(% of facilities)



**Crops Produced**  
(Total Hectares: 29,753)

